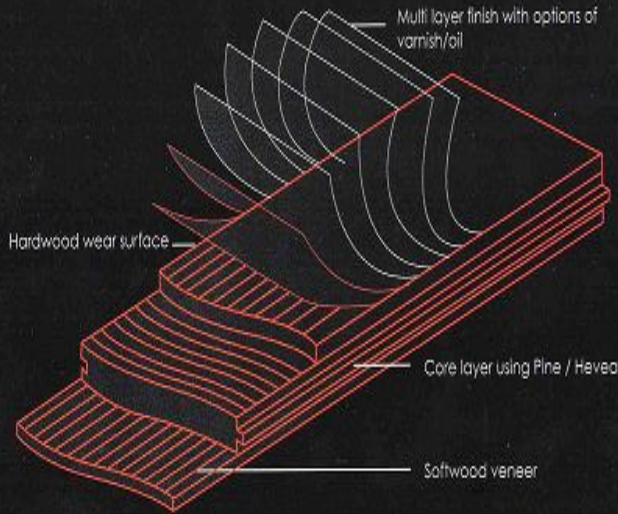


engineered flooring



Grading

CLASSIC woods are elegant and timeless, possessing a rich beauty that endures for the ages. These versatile woods can be used for both traditional and modern settings. They are exemplified by minimal colour variation and few knots.

COUNTRY woods create an effect reminiscent of cosy cottages and hunting lodges, roaring fireplaces and all-round comfort. The wonderfully rustic charm is enhanced by broad variations in grain, colour and distinctive knots.




T & G



BKB Loc

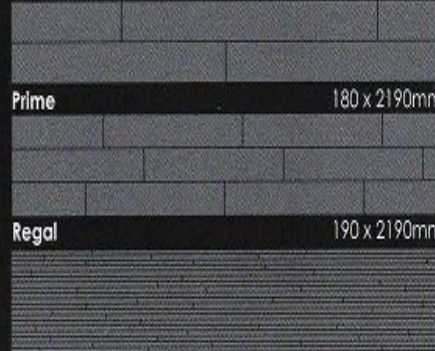


Patterns and dimensions



Royal 190 x 2190mm or 1830mm

Imperial 138 x 2190mm or 1830mm



Prime 180 x 2190mm

Regal 190 x 2190mm

Fineline 190 x 2190mm or 1830mm

Thickness:
14 mm and 22mm
Options:
Aluminium oxide or antiscratch,
Gloss level 8%, 25% or 50%,
Micro bevelled
(Royal, Imperial)

PARQUET



Participant of GFTN-Malaysia





merbau dutch pattern

190mm width



newly developed products

first snow

190mm width



oak X L

220mm width





tomorrow

white stone



white wash



khaki



ivory



anthracite



green tea





fineline

beech

oak



walnut



merbau



hevea



beech



cherry





oak

classic



country



smoked oak morning mist



meal bin



smoked oak





vintage

Latin



Arctic



Ice age




european

ash classic



beech classic






walnut

american

maple classic



cherry classic



walnut classic



walnut country



pecan classic





merbau




exotic

jatoba



iroko



doussie



merbau



kempas





kempas

hevea regal



exotic

teak



jatoba

black butt



spotted gum



australian

blue gum



tasmanian oak



